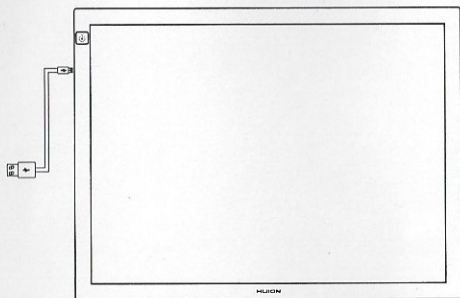



## ▶ LA3

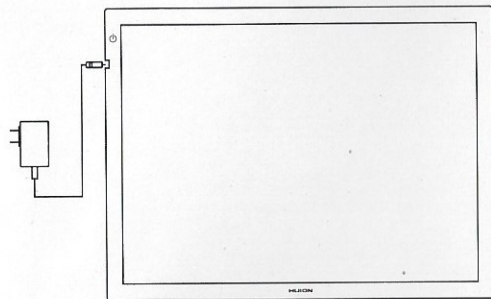


1. Connect the light pad to your computer or power adapter via Micro USB cable(5V)




2. Touch the power button to light up the light pad.
3. Touch and hold the power button to adjust the brightness until it is the brightness you need.
4. Touch the power button to power off the light pad under any brightness, it will remember your last set of brightness.

## ▶ A2 Plus



1. Connect the light pad to power adapter(12V)



2. Touch the power button to light up the light pad.
3. Touch and hold the power button to adjust the brightness until it is the brightness you need.
4. Touch the power button to power off the light pad under any brightness, it will remember your last set of brightness.